

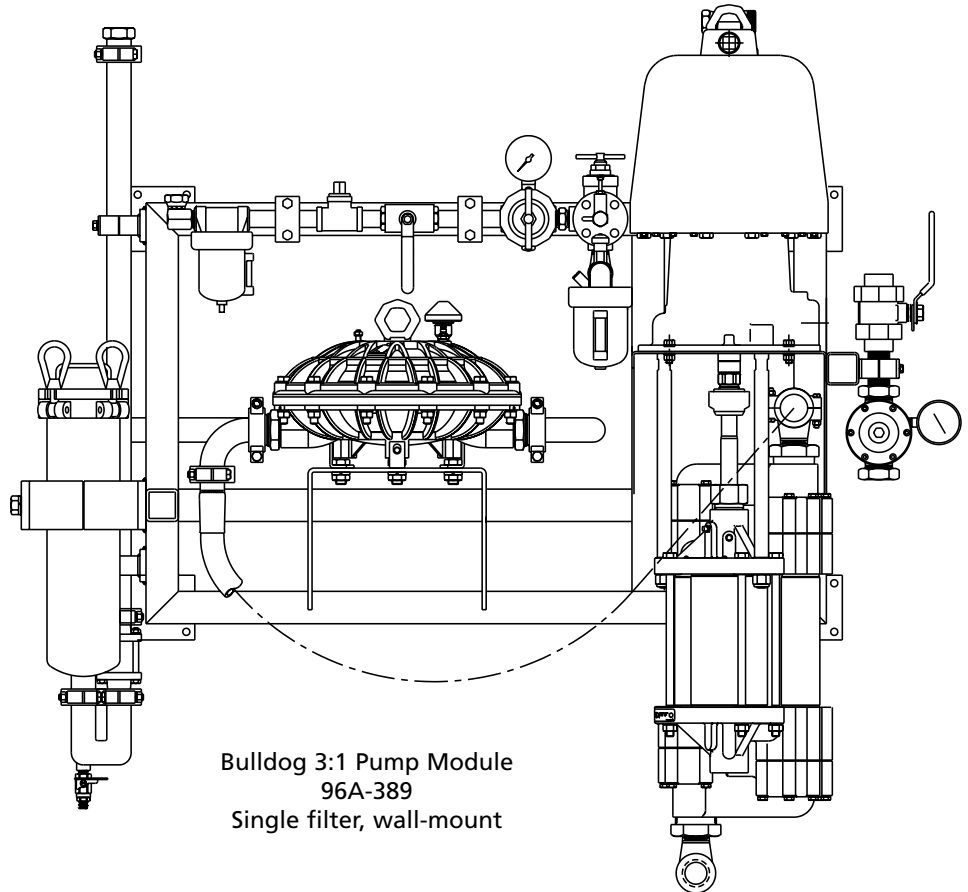


GRACO
First choice when
quality counts.™

High-Flo Pump Modules for High Volume Circulation

- **Fast, easy installation**
- **Modules packaged and shipped in one crate!**
- **100% designed, manufactured, tested and guaranteed by Graco**
- **Pre-engineered modules allow you to predict the system performance**

**A modular
solution you
can count on
to get the
results you
need!**



Bulldog 3:1 Pump Module
96A-389
Single filter, wall-mount

Graco high-flo pump modules offer unsurpassed circulation system performance. High volume output means fewer cycles per gallon for reduced pump wear and repairs. They feature large porting for quick unloading, and gentle pumping action for less shearing of metallic and waterborne materials.

Modular solutions installations are easy to install, just mount the prefabricated module to a wall or floor stand, and install piping.

A selection of pumps lets you select the right unit for your material viscosity, chemical characteristics, fluid line size and flow demand. You get superior performance and reliability for consistent results.

Technical Specifications

Bulldog 3:1 Modules

Fluid flow at 20 cpm 11 gpm (41.6 lpm)
Max. fluid outlet pressure 250 psi (1.7 MPa, 17 bar)
at 20 cpm and 100 psi (0.7 MPa, 7 bar) air inlet pressure
Volume per cycle 0.5 gal. (2.0 liter)

King 3:1 Modules

Fluid flow at 20 cpm 21 gpm (79.4 lpm)
Max. fluid outlet pressure 275 psi (1.8 MPa, 18.7 bar)
at 20 cpm and 90 psi (0.62 MPa, 6.2 bar) air inlet pressure
Volume per cycle 1.1 gal. (4.2 liter)

King 4:1 Modules

Fluid flow at 20 cpm 16 gpm (60.5 lpm)
Max. fluid outlet pressure 300 psi (2 MPa, 20.4 bar)
at 20 cpm and 90 psi (0.62 MPa, 6.2 bar) air inlet pressure
Volume per cycle 0.7 gal. (2.9 liter)

King 6:1 Modules

Fluid flow at 20 cpm 10 gpm (37.8 lpm)
Max. fluid outlet pressure 300 psi (2 MPa, 20.4 bar)
at 20 cpm and 70 psi (0.48 MPa, 4.8 bar) air inlet pressure
Volume per cycle 0.5 gal. (2.0 liter)

Module air inlet 3/4 npsm(f)
Module fluid inlet 1-1/4 npt(f)
Module fluid outlet to supply 1 npt(f)
Module fluid return from supply 1 npt(f)

Reference Data for High-Flo Bare Pumps

307-678 Instruction Manual
(Bulldog 3:1, King 3:1, King 4:1, King 6:1)

Data Sheets

305-882 Bulldog 3:1
305-928 King 3:1
305-929 King 4:1
305-930 King 6:1

Accessories

Floor Stands for the High Pressure Pump Modules

For mounting high-flo pump modules off the floor.

618-124 Single floor stand
618-125 Back to back floor stand

51B-717 Return Line Flow Meter

Visual indication of approximate system flows.

Ordering Information

Wall-Mount Modules with Standard Back Pressure Regulator

Single Filter

96A-389	Bulldog 3:1 Module, SST (Right Hand)
96A-646	Bulldog 3:1 Module, SST (Left Hand)
96A-388	King 3:1 Module, SST (Right Hand)
96A-647	King 3:1 Module, SST (Left Hand)
96A-784	King 4:1 Module, SST (Right Hand)
96A-785	King 4:1 Module, SST (Left Hand)
96A-786	King 6:1 Module, SST (Right Hand)
96A-787	King 6:1 Module, SST (Left Hand)

Dual Filter

96A-911	Bulldog 3:1 Module, SST (Right Hand)
96A-912	Bulldog 3:1 Module, SST (Left Hand)
96A-907	King 3:1 Module, SST (Right Hand)
96A-908	King 3:1 Module, SST (Left Hand)
96A-926	King 4:1 Module, SST (Right Hand)
96A-927	King 4:1 Module, SST (Left Hand)
96A-942	King 6:1 Module, SST (Right Hand)
96A-943	King 6:1 Module, SST (Left Hand)

Wall-Mount Modules with Low Shear Back Pressure Regulator

Single Filter

96A-895	Bulldog 3:1 Module, SST (Right Hand)
96A-896	Bulldog 3:1 Module, SST (Left Hand)
96A-893	King 3:1 Module, SST (Right Hand)
96A-894	King 3:1 Module, SST (Left Hand)
96A-899	King 4:1 Module, SST (Right Hand)
96A-900	King 4:1 Module, SST (Left Hand)
96A-903	King 6:1 Module, SST (Right Hand)
96A-904	King 6:1 Module, SST (Left Hand)

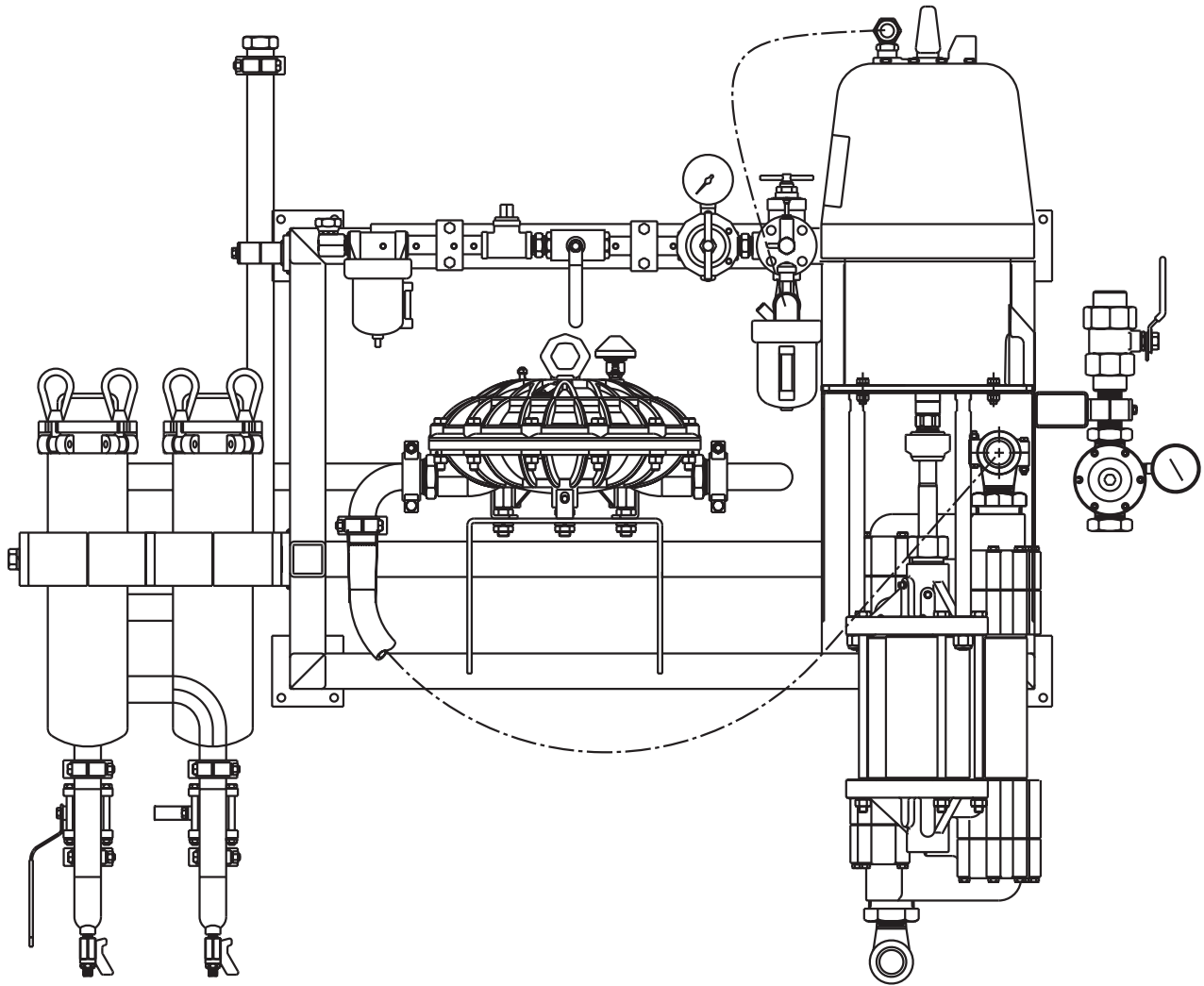
Dual Filter

96A-913	Bulldog 3:1 Module, SST (Right Hand)
96A-914	Bulldog 3:1 Module, SST (Left Hand)
96A-909	King 3:1 Module, SST (Right Hand)
96A-910	King 3:1 Module, SST (Left Hand)
96A-928	King 4:1 Module, SST (Right Hand)
96A-929	King 4:1 Module, SST (Left Hand)
96A-944	King 6:1 Module, SST (Right Hand)
96A-945	King 6:1 Module, SST (Left Hand)

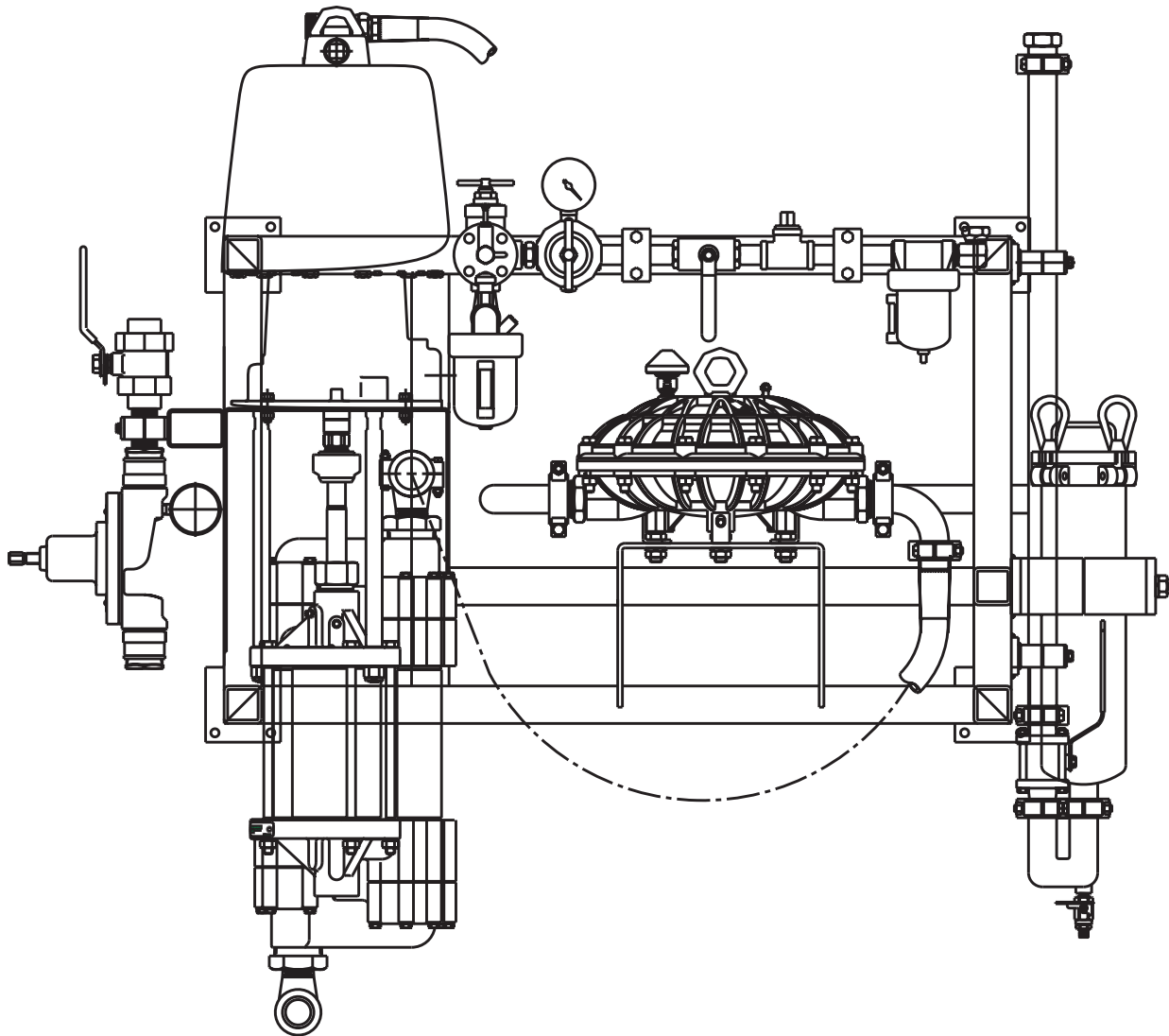
High-Flo SST Modules are equipped with:

- High-flo 4-ball SST pump
- Model 12 SST bag filter
- sanitary connections
- high-volume SST surge suppressor
- supply and return isolation SST ball valves
- low shear or standard SST back pressure regulator
- air filter/regulator/lubricator
- pump runaway valve
- heavy-duty, wall-mount frame

Note: Right Hand indicates the pump is on the right side of the module.
Left Hand indicates the pump is on the left side of the module.



**Bulldog 3:1 Pump Module
96A-911
Dual filter, wall-mount
(Right Hand)**



**Bulldog 3:1 Pump Module
96A-896
Single filter, wall-mount
(Left Hand)**

